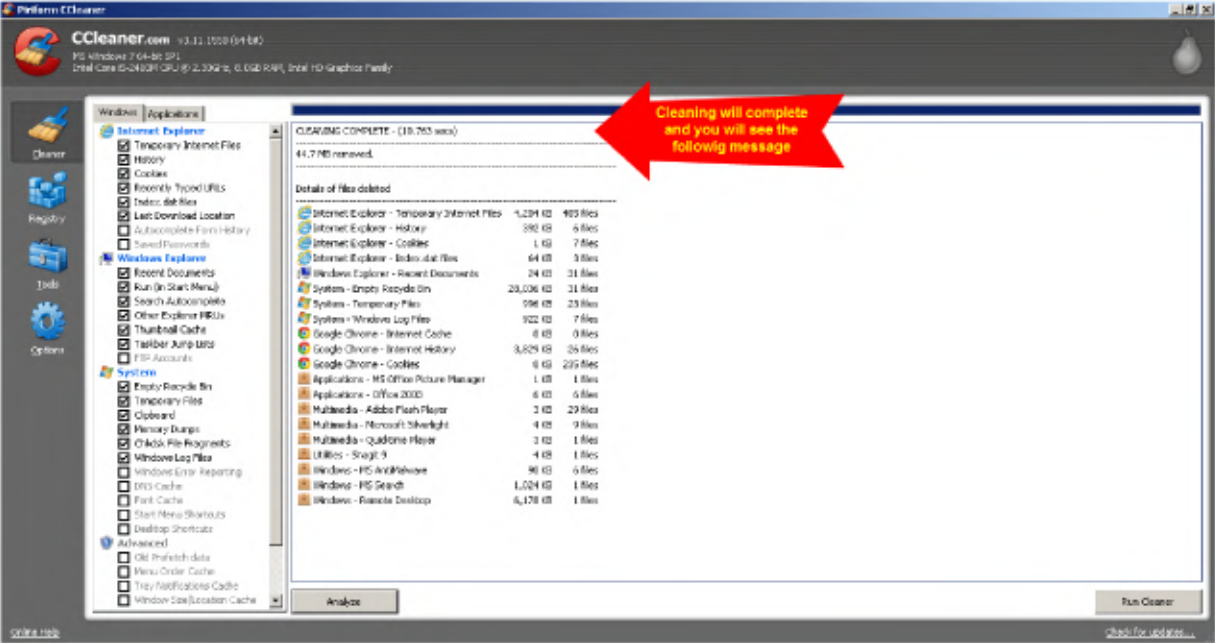
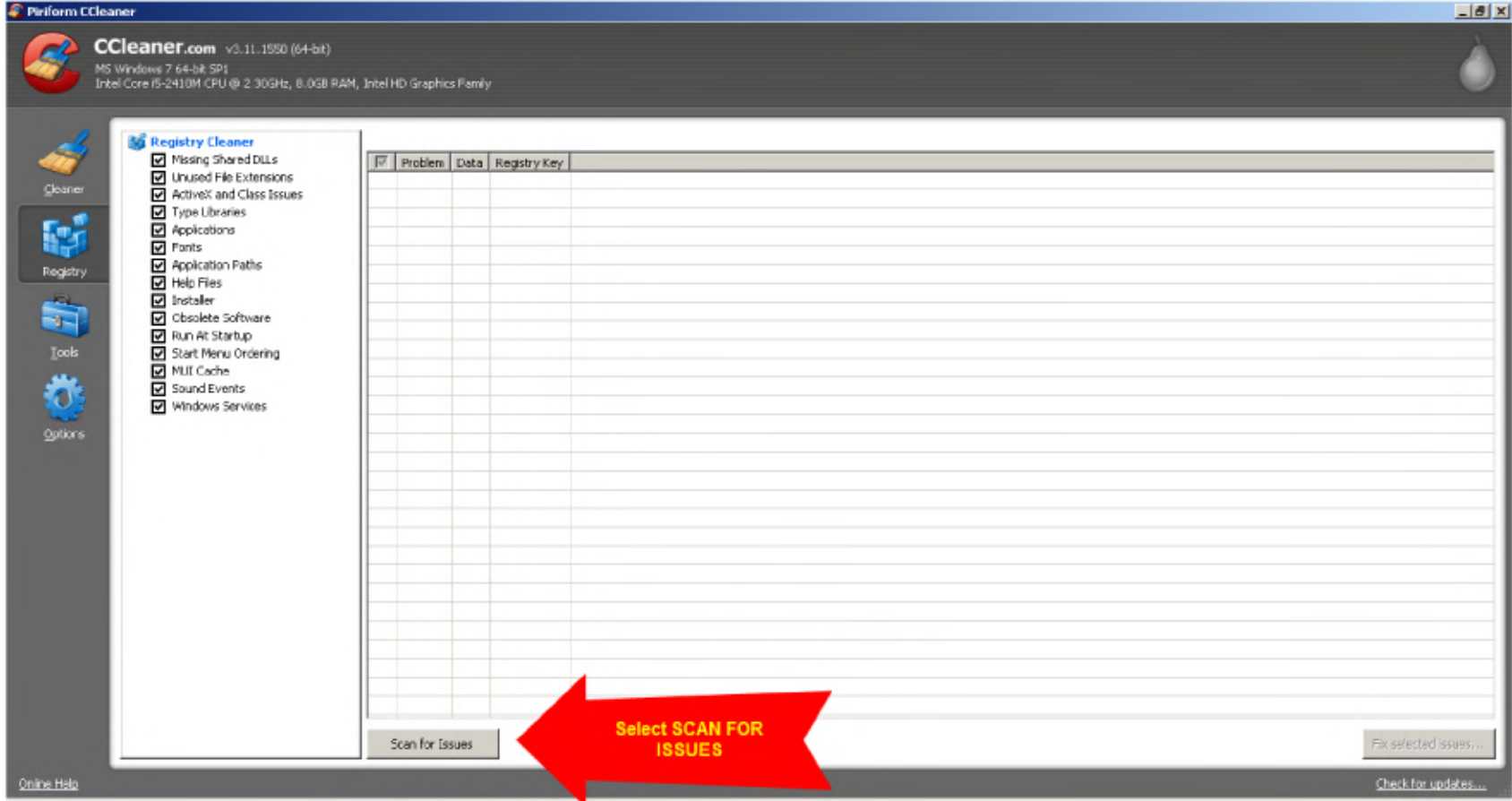


# Ccleaner Registry Cleaning Procedure Step 1 of 7



# Ccleaner Registry Cleaning Procedure Step 2 of 7



# CCleaner Registry Cleaning Procedure Step 3 of 7

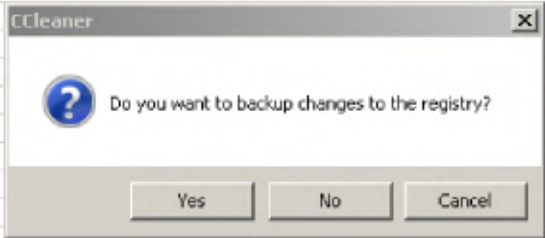
The screenshot shows the CCleaner Registry Cleaner interface. On the left, there is a sidebar with icons for Cleaner, Registry, Tools, and Options. The Registry section is active, showing a list of registry issues with checkboxes. The main area displays a table of these issues.

| Problem   | Data   | Registry Key   |
|---|--|--|
| <input checked="" type="checkbox"/> Unused File Extension | .clsv  | HKCU\Software\Microsoft\Windows\CurrentVersion\Explorer\FileExts\clsv        |
| <input checked="" type="checkbox"/> Unused File Extension | .diskdefines   | HKCU\Software\Microsoft\Windows\CurrentVersion\Explorer\FileExts\diskdefines |
| <input checked="" type="checkbox"/> ActiveX/COM Issue     | JavaPlugIn.FamilyVersionSupport - {7614978B-D6F0-462C-86EB-D40AF1D92D43} | HKCR\JavaPlugIn.FamilyVersionSupport   |
| <input checked="" type="checkbox"/> ActiveX/COM Issue     | LocalServer32\C:\Windows\system32\ghxfog.exe                             | HKCR\CLSID\{A3548D60-4C0A-11d3-8561-00A0C92E6848}                            |
| <input checked="" type="checkbox"/> ActiveX/COM Issue     | LocalServer32\C:\Windows\system32\ghxfog.exe                             | HKCR\CLSID\{EE2D6561-D63C-11D2-8561-00A0C92E6848}                            |

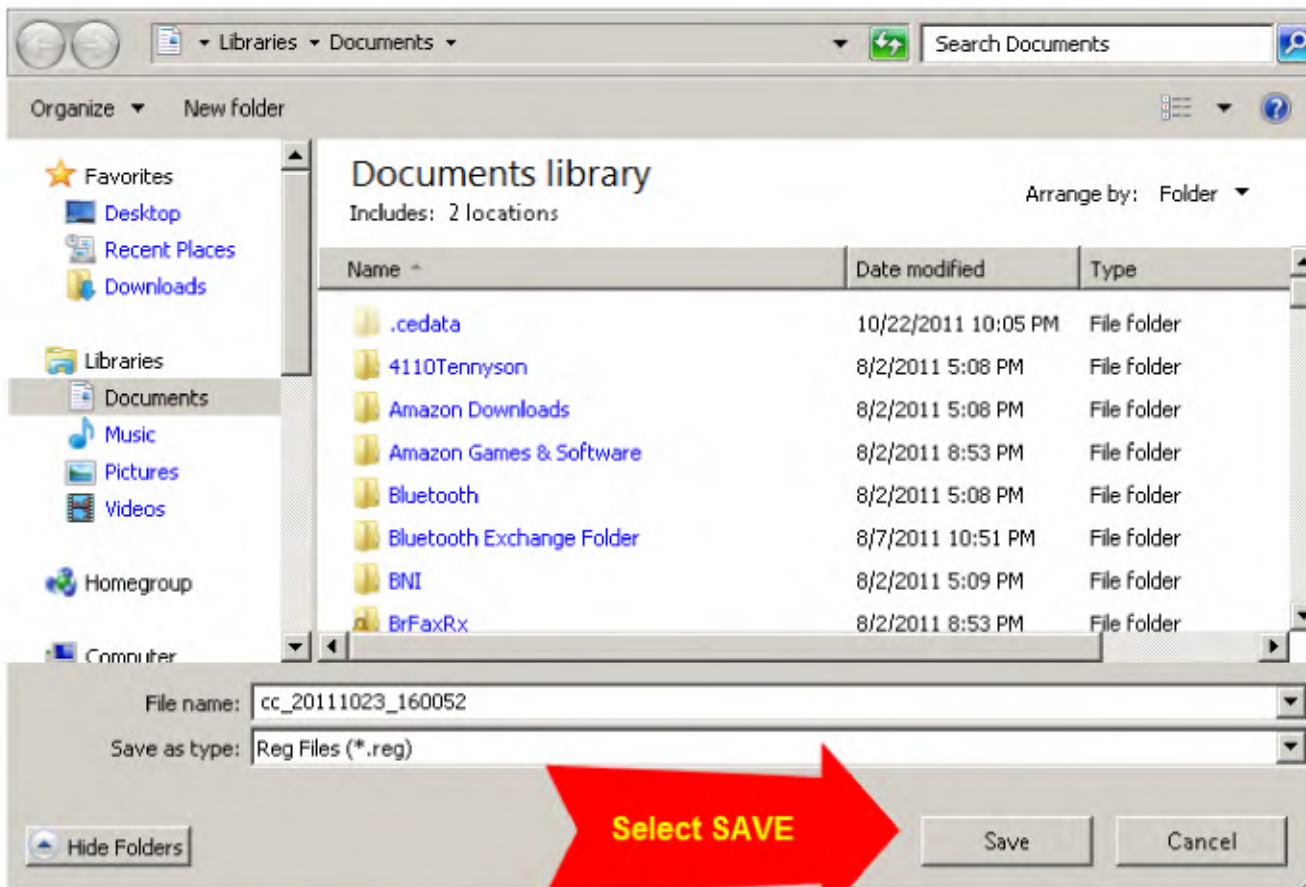
At the bottom of the window, there are buttons for "Scan for Issues", "Fix selected issues...", and "Check for updates...". A red arrow points to the "Fix selected issues..." button with the text: "Select FIX SELECTED ISSUES once the scan is complete".

# Ccleaner Registry Cleaning Procedure Step 4 of 7

| <input checked="" type="checkbox"/> | Problem               | Data   | Registry Key  |
|-------------------------------------|-----------------------|--|---|
| <input checked="" type="checkbox"/> | Unused File Extension | .dia~  | HKCU\Software\Microsoft\Windows\CurrentVersion\Explorer\FileExts\.dia~        |
| <input checked="" type="checkbox"/> | Unused File Extension | .diskdefines   | HKCU\Software\Microsoft\Windows\CurrentVersion\Explorer\FileExts\.diskdefines |
| <input checked="" type="checkbox"/> | ActiveX/COM Issue     | JavaPlugin.FamilyVersionSupport - {761497BB-D6F0-462C-B6EB-D4DAF1D92D43} | HKCR\JavaPlugin.FamilyVersionSupport  |
| <input checked="" type="checkbox"/> | ActiveX/COM Issue     | LocalServer32\C:\Windows\system32\igfxcfg.exe                            | HKCR\CLSID\{A354BD60-4C0A-11d3-8561-00A0C92E6848}                             |
| <input checked="" type="checkbox"/> | ActiveX/COM Issue     | LocalServer32\C:\Windows\system32\igfxcfg.exe                            | HKCR\CLSID\{EE2D6561-D63C-11D2-8561-00A0C92E6848}                             |



## Ccleaner Registry Cleaning Procedure Step 5 of 7



# Cleaner Registry Cleaning Procedure Step 6 of 7

The screenshot shows the Registry Cleaner application interface. On the left, a sidebar lists various system categories with checkboxes, all of which are checked. The main window displays a table of detected registry problems. A pop-up window provides details for the first issue, 'Unused File Extension', including a description of the problem and a solution to delete the registry value. A red arrow points to the 'Fix All Selected Issues' button at the bottom of the main window.

| Problem               | Data   | Registry Key  |
|-----------------------|--|---|
| Unused File Extension | .dia~  | HKCU\Software\Microsoft\Windows\CurrentVersion\Explorer\FileExts\.dia~        |
| Unused File Extension | .diskdefines   | HKCU\Software\Microsoft\Windows\CurrentVersion\Explorer\FileExts\.diskdefines |
| ActiveX/COM Issue     | JavaPlugin.FamilyVersionSupport - {7614978B-D6F0-462C-B6EB-D4DAF1D92D43} | HKCR\JavaPlugin.FamilyVersionSupport  |
| ActiveX/COM Issue     | LocalServer32\C:\Windows\system32\igfxcfg.exe                            | HKCR\CLSID\{A354BD60-4C0A-11d3-B561-00A0C92E6848}                             |
| ActiveX/COM Issue     | LocalServer32\C:\Windows\system32\igfxcfg.exe                            | HKCR\CLSID\{EE2D6561-D63C-11D2-B561-00A0C92E6848}                             |

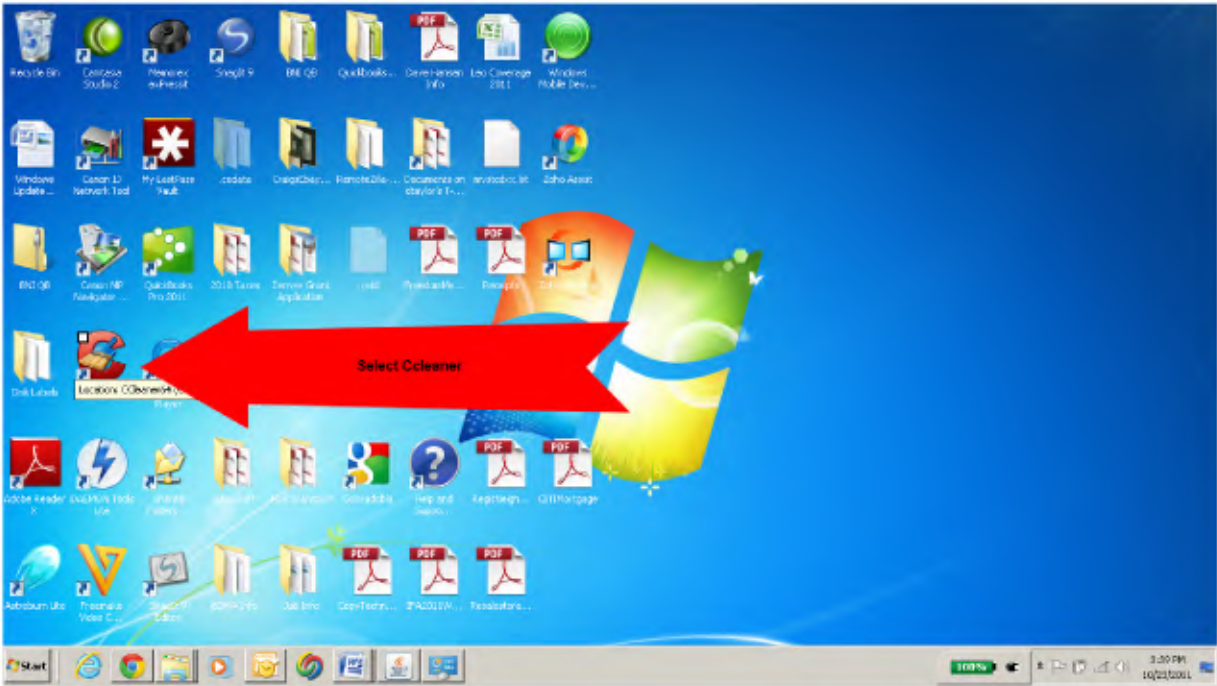
**Unused File Extension**  
The file extension Software\Microsoft\Windows\CurrentVersion\Explorer\FileExts\.dia~ references an invalid program identifier. These are often left behind after uninstalling software.  
Solution: Delete the registry value.

1 / 5  
<< >> Fix Issue Fix All Selected Issues

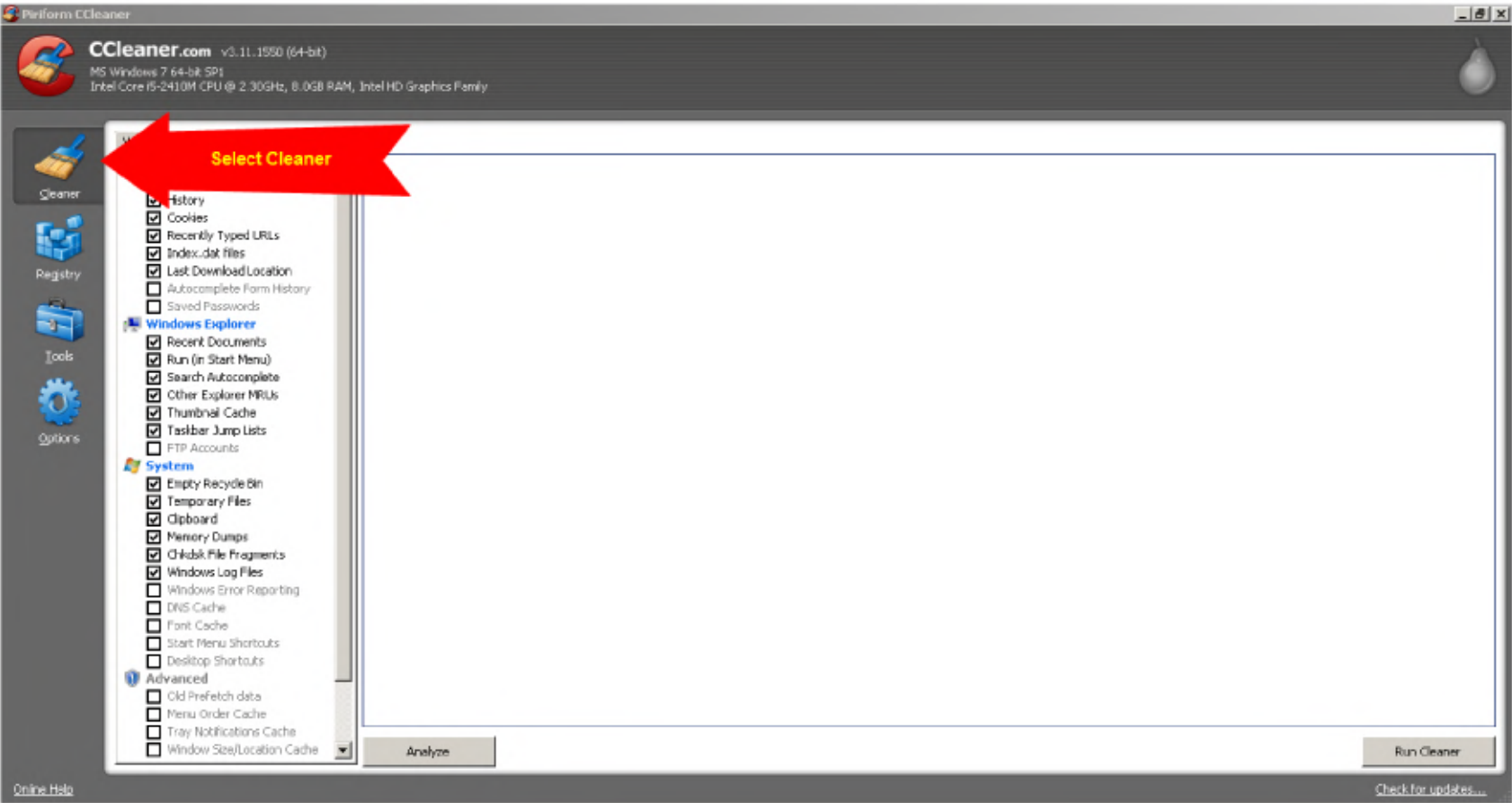
Scan for Issues Fix selected issues...

**Select FIX ALL SELECTED ISSUES**

Ccleaner CLEANER Procedure Step 1 of 7

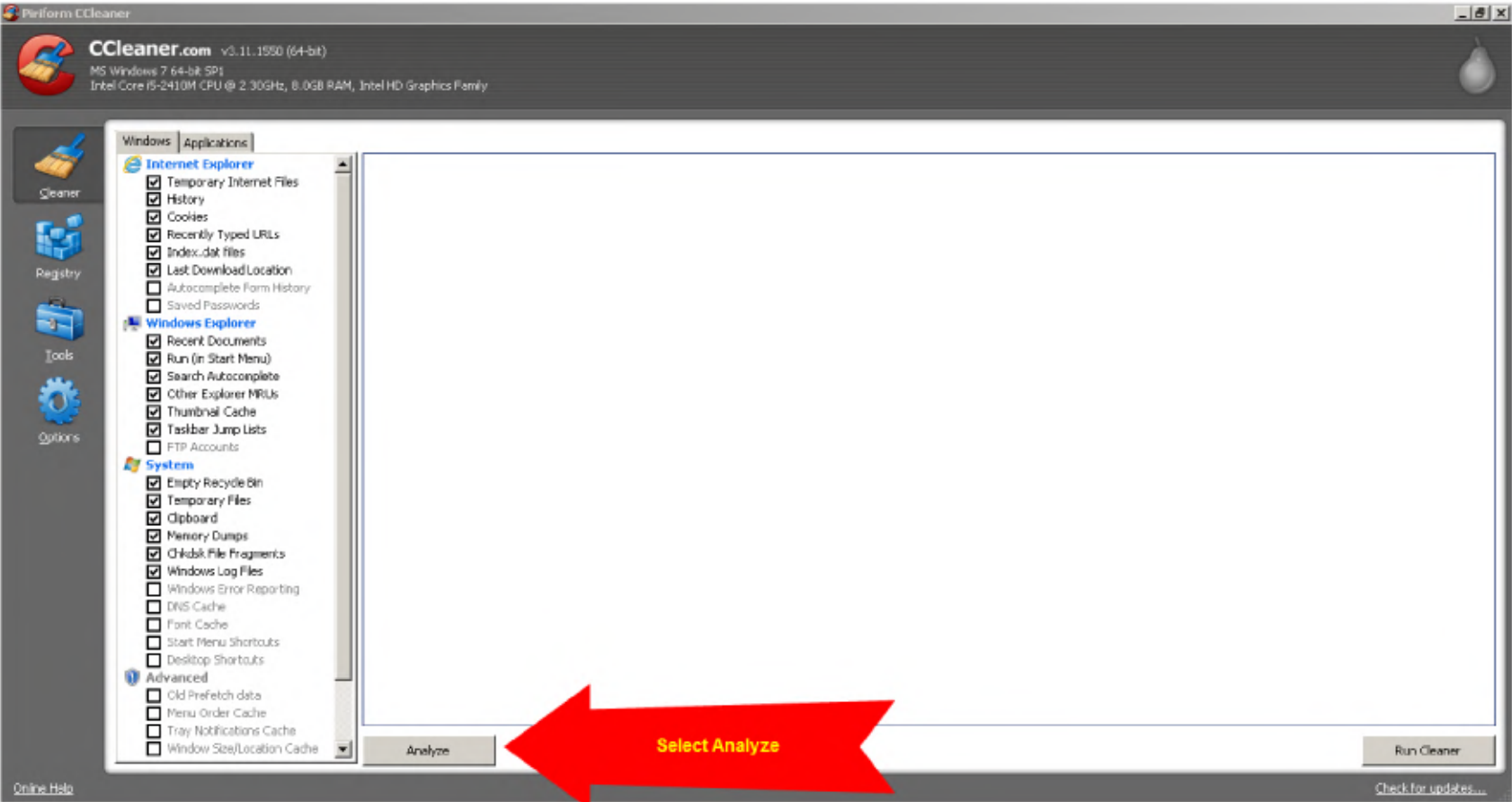


# Ccleaner CLEANER Procedure Step 2 of 7

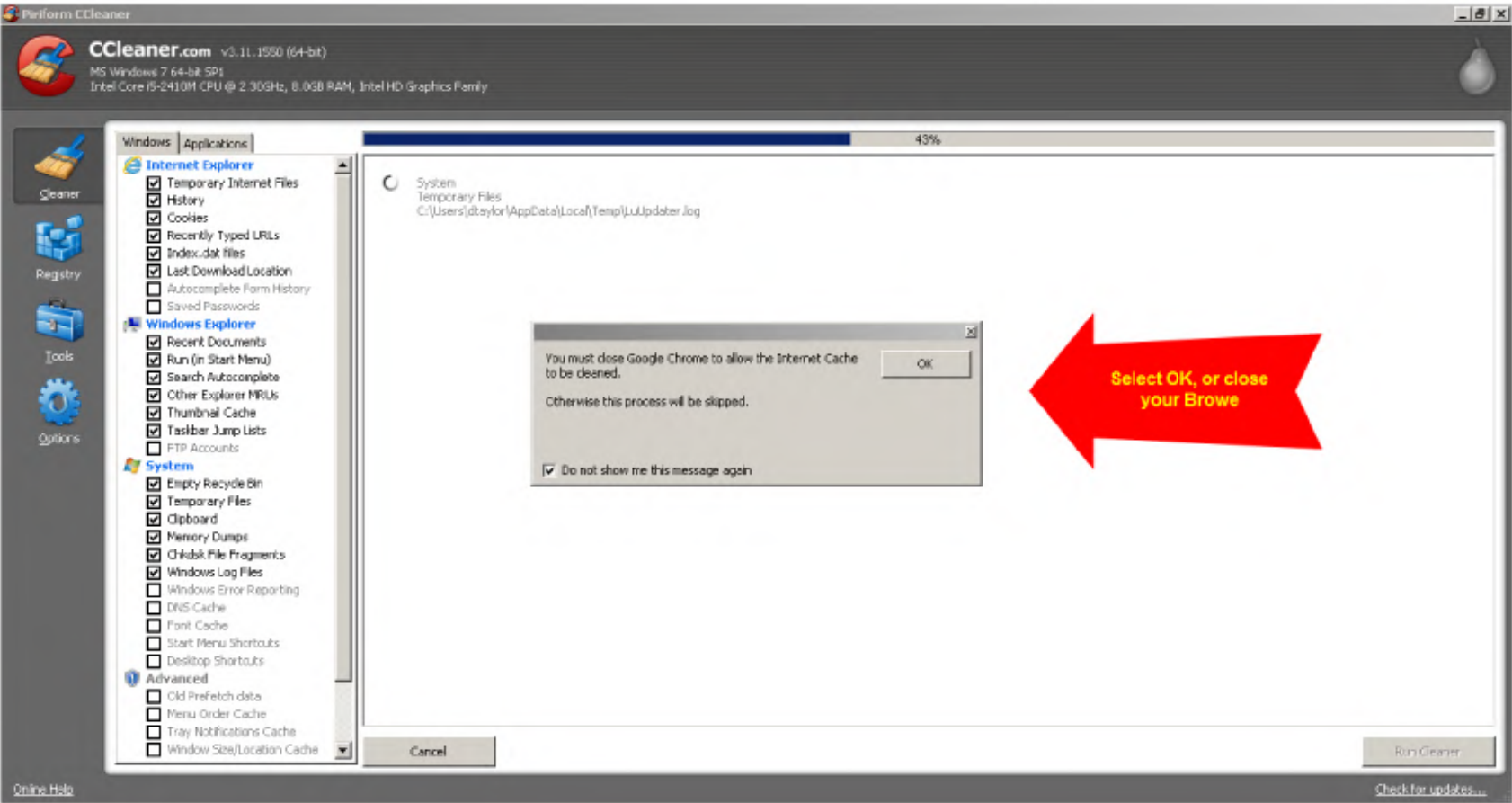




# Ccleaner CLEANER Procedure Step 3 of 7



# Ccleaner CLEANER Procedure Step 4 of 7



## Ccleaner CLEANER Procedure Step 5 of 7

Performs CCleaner

**CCleaner.com** v3.11.1550 (64-bit)  
MS Windows 7 64-bit SP1  
Intel Core i5-2410M CPU @ 2.30GHz, 8.0GB RAM, Intel HD Graphics Family

**Windows Applications** 100%

**Internet Explorer**

- Temporary Internet Files
- History
- Cookies
- Recently Typed URLs
- Index.dat files
- Last Download Location
- Autocomplete Form History
- Saved Passwords

**Windows Explorer**

- Recent Documents
- Run (in Start Menu)
- Search Autocomplete
- Other Explorer MRUs
- Thumbnail Cache
- Taskbar Jump Lists
- FTP Accounts

**System**

- Empty Recycle Bin
- Temporary Files
- Clipboard
- Memory Dumps
- Chkdsk File Fragments
- Windows Log Files
- Windows Error Reporting
- DNS Cache
- Font Cache
- Start Menu Shortcuts
- Desktop Shortcuts

**Advanced**

- Old Prefetch data
- Menu Order Cache
- Tray Notifications Cache
- Window Size/Location Cache

**ANALYSIS COMPLETE - (53.620 secs)**  
43.9 MB to be removed. (Approximate size)

Details of files to be deleted (Note: No files have been deleted yet)

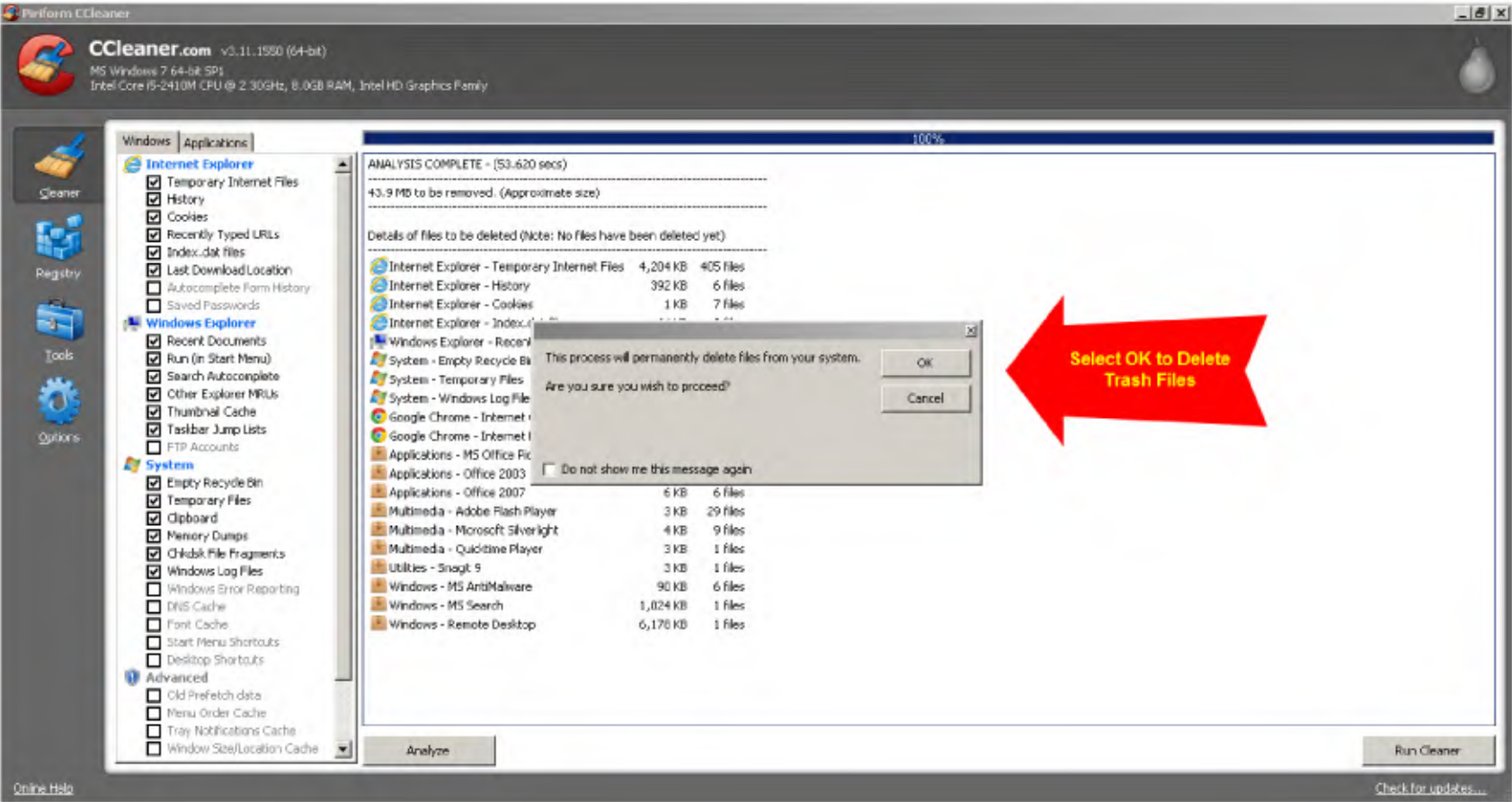
|  |           |           |
|--|-----------|-----------|
| Internet Explorer - Temporary Internet Files | 4,204 KB  | 405 files |
| Internet Explorer - History                  | 392 KB    | 6 files   |
| Internet Explorer - Cookies                  | 1 KB      | 7 files   |
| Internet Explorer - Index.dat files          | 64 KB     | 3 files   |
| Windows Explorer - Recent Documents          | 24 KB     | 31 files  |
| System - Empty Recycle Bin                   | 28,036 KB | 31 files  |
| System - Temporary Files                     | 103 KB    | 22 files  |
| System - Windows Log Files                   | 950 KB    | 8 files   |
| Google Chrome - Internet Cache               | 0 KB      | 0 files   |
| Google Chrome - Internet History             | 3,029 KB  | 26 files  |
| Applications - MS Office Picture Manager     | 1 KB      | 1 files   |
| Applications - Office 2003                   | 6 KB      | 6 files   |
| Applications - Office 2007                   | 6 KB      | 6 files   |
| Multimedia - Adobe Flash Player              | 3 KB      | 29 files  |
| Multimedia - Microsoft Silverlight           | 4 KB      | 9 files   |
| Multimedia - Quicktime Player                | 3 KB      | 1 files   |
| Utilities - Snagit 9                         | 3 KB      | 1 files   |
| Windows - MS AntiMalware                     | 90 KB     | 6 files   |
| Windows - MS Search                          | 1,024 KB  | 1 files   |
| Windows - Remote Desktop                     | 6,176 KB  | 1 files   |

**Analyze** **Run Cleaner** [Check for updates...](#)

**Once the Cleaning is finished processing select Run Cleaner**

[Online Help](#)

# Ccleaner CLEANER Procedure Step 6 of 7



## Ccleaner CLEANER Procedure Step 7 of 7

The screenshot shows the CCleaner application interface. The left sidebar contains icons for Cleaner, Registry, Tools, and Options. The main window is divided into three sections: a list of categories with checkboxes, a summary of cleaning results, and a list of deleted files.

**Cleaner Categories:**

- Internet Explorer:** Temporary Internet Files, History, Cookies, Recently Typed URLs, Index.dat files, Last Download Location, Autocomplete Form History, Saved Passwords.
- Windows Explorer:** Recent Documents, Run (in Start Menu), Search Autocomplete, Other Explorer MRUs, Thumbnail Cache, Taskbar Jump Lists, FTP Accounts.
- System:** Empty Recycle Bin, Temporary Files, Clipboard, Memory Dumps, Chkdsk File Fragments, Windows Log Files, Windows Error Reporting, DNS Cache, Font Cache, Start Menu Shortcuts, Desktop Shortcuts.
- Advanced:** Old Prefetch data, Menu Order Cache, Tray Notifications Cache, Window Size/Location Cache.

**Cleaning Summary:**

**CLEANING COMPLETE - (10.763 secs)**  
44.7 MB removed.

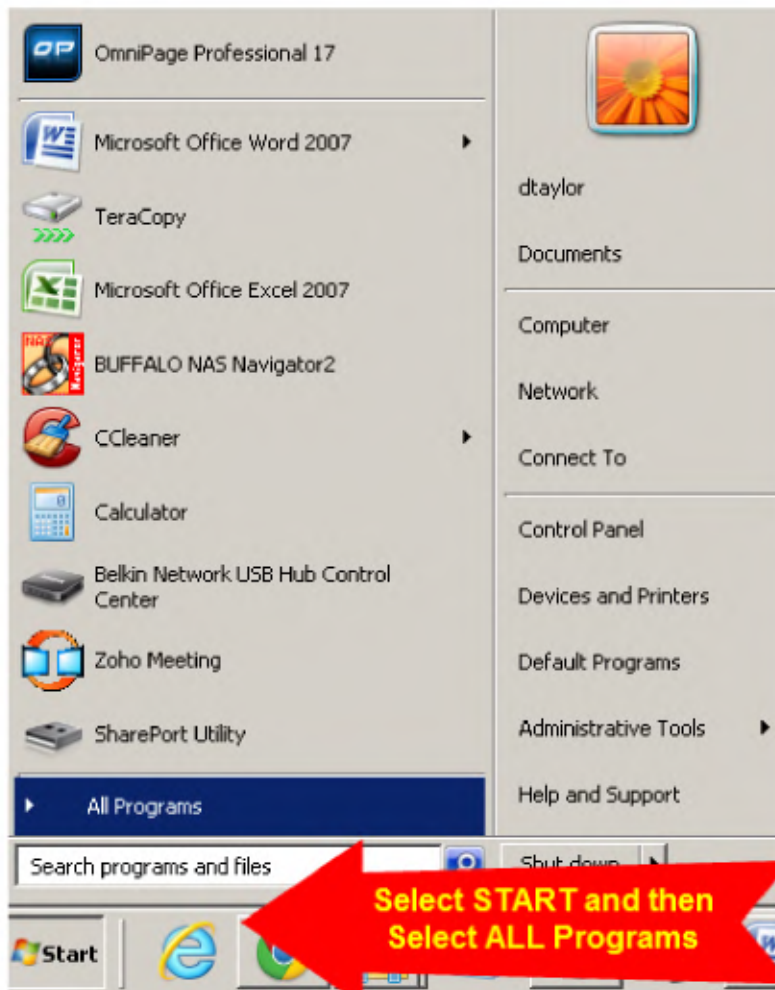
**Details of files deleted**

| Category                                     | Size      | Files     |
|--|-----------|-----------|
| Internet Explorer - Temporary Internet Files | 4,204 KB  | 405 files |
| Internet Explorer - History                  | 392 KB    | 6 files   |
| Internet Explorer - Cookies                  | 1 KB      | 7 files   |
| Internet Explorer - Index.dat files          | 64 KB     | 3 files   |
| Windows Explorer - Recent Documents          | 24 KB     | 31 files  |
| System - Empty Recycle Bin                   | 28,036 KB | 31 files  |
| System - Temporary Files                     | 996 KB    | 23 files  |
| System - Windows Log Files                   | 922 KB    | 7 files   |
| Google Chrome - Internet Cache               | 0 KB      | 0 files   |
| Google Chrome - Internet History             | 3,029 KB  | 26 files  |
| Google Chrome - Cookies                      | 0 KB      | 235 files |
| Applications - MS Office Picture Manager     | 1 KB      | 1 files   |
| Applications - Office 2003                   | 6 KB      | 6 files   |
| Multimedia - Adobe Flash Player              | 3 KB      | 29 files  |
| Multimedia - Microsoft Silverlight           | 4 KB      | 9 files   |
| Multimedia - QuickTime Player                | 3 KB      | 1 files   |
| Utilities - Snagit 9                         | 4 KB      | 1 files   |
| Windows - MS AntiMalware                     | 90 KB     | 6 files   |
| Windows - MS Search                          | 1,024 KB  | 1 files   |
| Windows - Remote Desktop                     | 6,176 KB  | 1 files   |

**Buttons:** Analyze, Run Cleaner, Check for updates...

**Annotations:** A red arrow points to the 'CLEANING COMPLETE' message with the text: "Cleaning will complete and you will see the following message".

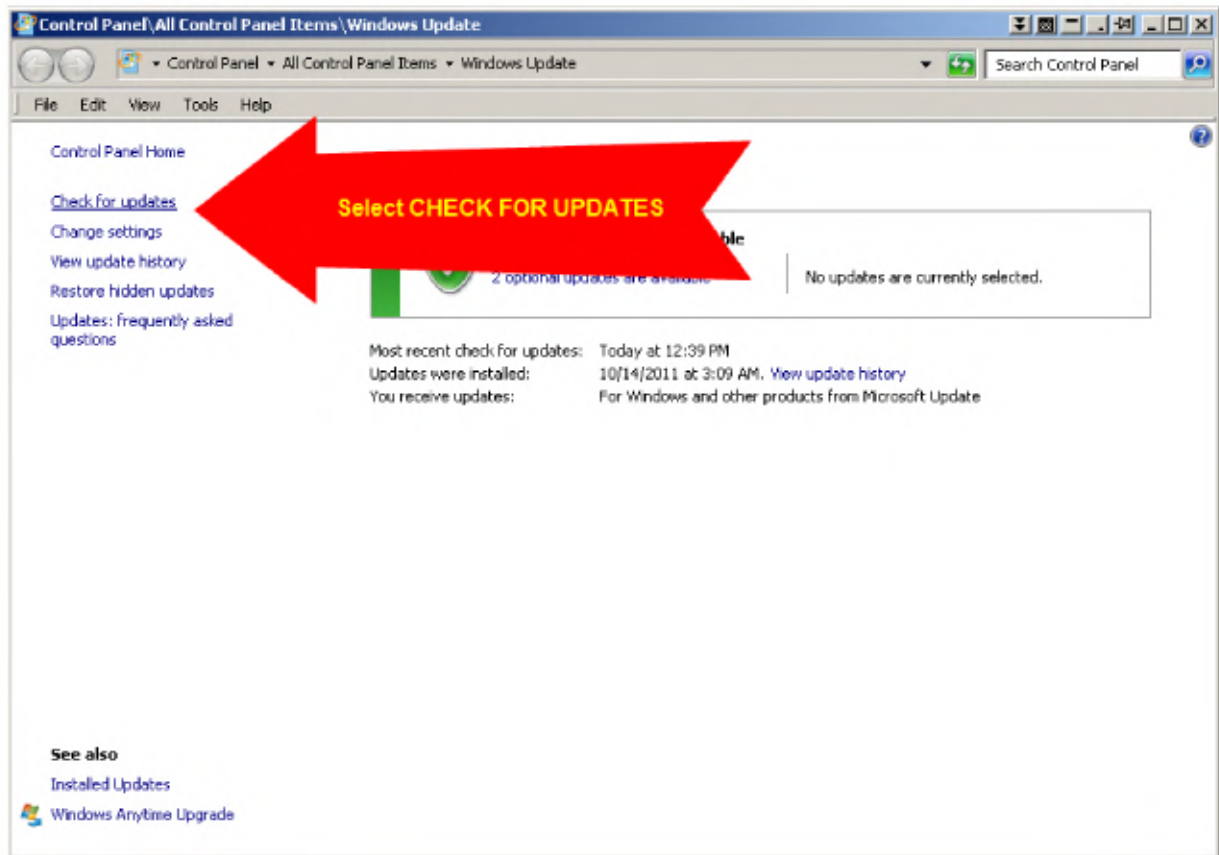
## Windows Update Procedure Step 1 of 9



## Windows Update Procedure Step 2 of 9

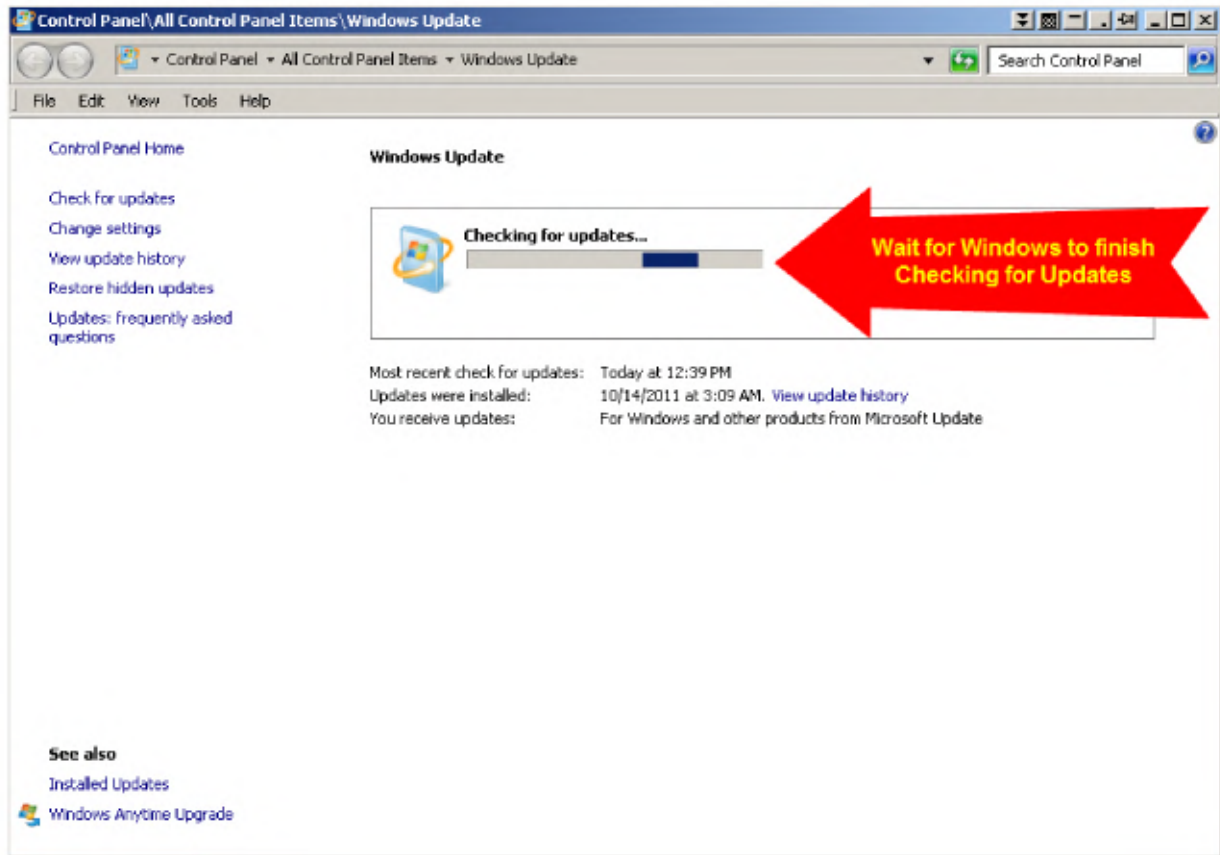


## Windows Update Procedure Step 3 of 9





## Windows Update Procedure Step 4 of 9



## Windows Update Procedure Step 5 of 9

Select the updates you want to install


**Optional (2)**

| <input checked="" type="checkbox"/> | Name   | Size    |                          |
|-------------------------------------|--|---------|--------------------------|
| <input checked="" type="checkbox"/> | MS Security Ess...   |         | <input type="checkbox"/> |
| <input checked="" type="checkbox"/> | Definition Update for Microsoft Security Essentials - KB2310138 (Definition 1.115... | 146 KB  | <input type="checkbox"/> |
| <b>Windows 7 (1)</b>                |  |         |                          |
| <input checked="" type="checkbox"/> | Intel Corporation - Display - Intel(R) HD Graphics Family                            | 44.7 MB |                          |

**Definition Update for Microsoft Security Essentials - KB2310138 (Definition 1.115.380.0)**

Install this update to revise the definition files that are used to detect viruses, spyware, and other potentially unwanted software. Once you have installed this item, it cannot be removed.

**Published:** Today

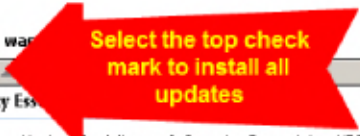
 Update is ready for downloading

[More information](#)

[Support information](#)

Total selected: 2 optional updates

OK Cancel




Select the top check mark to install all updates

## Windows Update Procedure Step 6 of 9

Select the updates you want to install

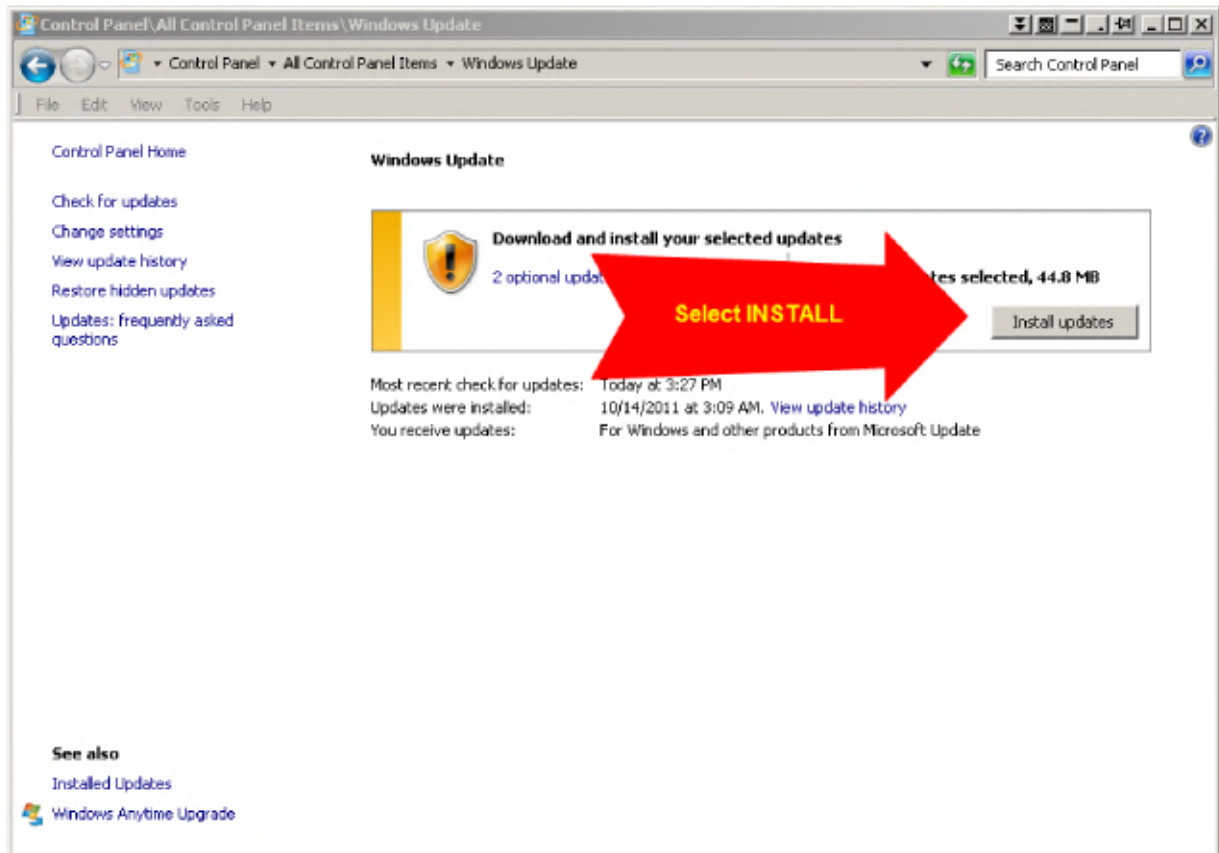
| <input checked="" type="checkbox"/> | Name   | Size    |                          |
|-------------------------------------|--|---------|--------------------------|
| <b>Optional (2)</b>                 |  |         |                          |
| <input checked="" type="checkbox"/> | <b>MS Security Essentials (1)</b>  |         | <input type="checkbox"/> |
| <input checked="" type="checkbox"/> | Definition Update for Microsoft Security Essentials - KB2310138 (Definition 1.115... | 146 KB  |                          |
| <b>Windows 7 (1)</b>                |  |         |                          |
| <input checked="" type="checkbox"/> | Intel Corporation - Display - Intel(R) HD Graphics Family                            | 44.7 MB |                          |

**Definition Update for Microsoft Security Essentials - KB2310138 (Definition 1.115.380.0)**  
Install this update to revise the definition files that are used to detect viruses, spyware, and other potentially unwanted software. Once you have installed this item, it cannot be removed.  
**Published:** Today  
 Update is ready for downloading  
[More information](#)  
[Support information](#)

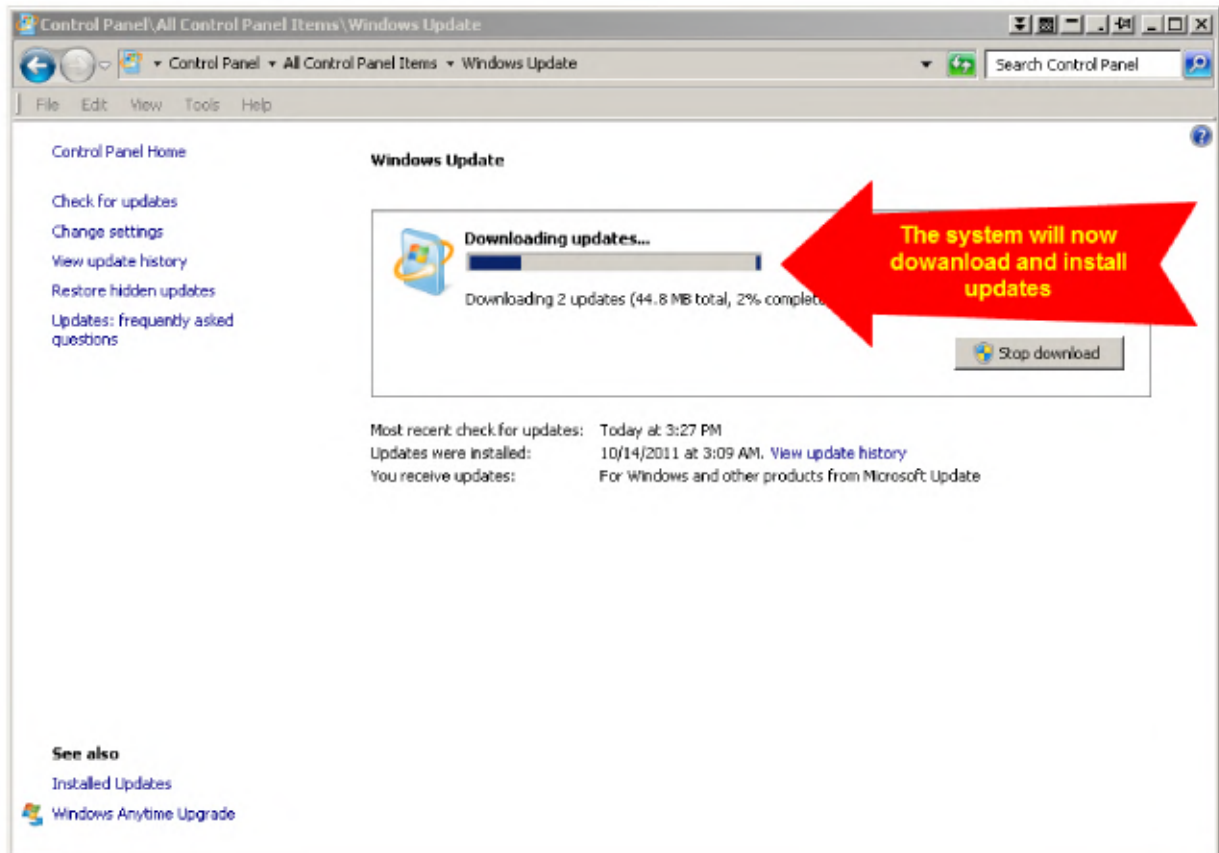
**Select OK**

el updates

## Windows Update Procedure Step 7 of 9



## Windows Update Procedure Step 8 of 9



## Windows Update Procedure Step 9 of 9

